



EVENTS



GOLF



CATERING

NEWSLETTER COVID-19 EDITION

**PLEASE NOTE:
PLEASE READ THROUGH
THE ENTIRE NEWSLETTER AS IMPORTANT
CLUB INFORMATION HAS BEEN NOTED**

As the sun rises or sets,

NOU,

is always a good time for a
South African Braai

GRAB YOUR BRAAI SAUCE AND SPICES FROM THE WALMER GOLF CLUB PRO SHOP

NGOB Sticky Chicken 750ml	R70
NGOB Schweet & Spicy 750ml	R70
Mama Afrika Spice 300g	R55
NGOB BBQ Grill Spice 300g	R55

MINNIES 250G SAUCES

Garlic Chilli Sauce	R25
Creamy Dip Mild	R32
Creamy Dip Pepper	R32
Mozambican Garlic & Lemon Peri Peri	R32
Mozambican Garlic & Lemon	R32
Mozambican Mild Peri Peri	R32
Portuguese Flame Grill	R32
Prego Sauce	R32
South African Super Charged Peri Peri	R32

Contact the Pro Shop for orders: 041 581 1613

GOLF SCHEDULE

Sat 1 st August:	Individual Multiplier
Sun 2 nd August:	IPS
Wed 5 th August:	Combined Stableford
Sat 8 th August:	Betterball Medal
Sun 9 th August:	Eclectic
Wed 12 th August:	IPS
Sat 15 th August:	 Monthly IPS
Sun 16 th August:	Betterball
Wed 19 th August:	Eclectic
Sat 22 nd August:	Combined Stableford
Sun 23 rd August:	Bonus Bogey
Wed 26 th August:	Monthly Medal
Sat 29 th August:	Bonus Bogey
Sun 30 th August:	Medal

GOLFRSA

CONSOLIDATED RISK MITIGATION

<p>ENTRY CONTROLS</p>	<p>All individuals accessing facilities should be subject to screening and the completion of the symptom tracking declaration form. GolfRSA strongly recommends use of the HealthDocs App.</p>	<p>Screening is a mandatory requirement for all employees, players and visitors. The club's RMP must indicate the position of the screening station/s. The objective is to prevent individuals who display symptoms from entering the club's premises. The HealthDocs Self-assessment App can be used to validate that the individual is symptom free and the number of symptom-free days that their self-assessment indicates. The temperature of each individual is to be taken at the screening station using a non-touch thermometer. The relevant information for each person entering the premises must be captured and stored on a central database or using an equivalent method. The GolfRSA-supplied HealthDocs Application is the recommended method (equivalent systems may be used), since it ensures compliance to the requirements as legislated.</p>
<p>SCREENING POINT</p>	<p>Advised to have one access point (i.e. at clubhouse if main gate is not an option or is too remote and less controllable).</p>	
<p>GOLF CONCIERGE</p>	<p>Golfers should handle their own equipment. No "drop-and-go" service and no bag stands.</p>	<p>The club's RMP must describe the process to be followed once golfers arrive at the club to reduce the chances of transmission through touch. All golf bags must be sanitized if a caddie will be used.</p>
<p>GOLF CARTS</p>	<p>1 player/bag per cart unless from the same bubble/household (subject to approval upon booking).</p> <p>Club policy. All club supplied equipment to be sanitized according to RMP procedures. Owner-operated carts are to be regarded as owner equipment or to follow the same process as club supplied equipment with regard to pre-round sanitization.</p>	<p>The risk of transmission through sharing of golf carts is through airborne and touch. Golfers sharing a cart are less than 1,5 m apart for an extended period, which is deemed to be a high risk for airborne transmission. The sharing of golf carts negates the physical distancing that is inherent to the sport. The touch transmission risk is also high since golfers would tend to swap the function of driving the carts, accidentally touch or choose to share each other's equipment or accidental personal contact etc. The international best practice in most countries in similar stages of Pandemic control remains as per the GolfRSA guidelines.</p>
<p>GOLFRSA GOOD PRACTICE GUIDELINES (GGPG)</p>	<p>GolfRSA requests that the GGPG are adhered to in order to ensure that the game is played in the safest possible manner while still complying with requirements for scores to be submitted for handicap purposes.</p>	<p>The club's RMP should include the implementation of the GolfRSA GGPG at the club. Special attention is to be paid to the specific guidelines to prevent airborne transmission through the processes to be followed on the practice greens, calling up of groups to the first tee. Prevention of touch transmission, such as the introduction of risk mitigation equipment and processes relating to pin flags, hole and hole liners, bunker rakes etc.</p>

V5: 23 July 2020



GOLFRSA GOOD GOLF PRACTICE GUIDELINES

Playing Golf Under COVID-19 Restrictions

COURSE SETUP

ON-COURSE ITEMS

1. All rakes and ball retrievers to be removed.
2. Ball washers and drinking fountains to be covered up.
3. It is recommended that clubs position hand sanitizers at strategic places on the course.
4. Benches and bins to be removed, covered or sign-posted in such a way that players do not touch them.
5. All other removable items to be removed.

HOLE AND FLAGSTICK

1. Flagsticks can be retained, but it is strongly recommended that a sign is put on the flagstick stating that it is not to be touched.
2. Clubs should insert a hole liner/plate that restricts the ball from falling into the hole below the surface of the putting green, and so that the ball can be easily retrieved. There are various options in order to do this, such as turn the cup upside down, cut a pool noodle to the right height and wrap it around the bottom of the flagstick, or put in a plate that rests against the top of the cup liner.

PRACTICE AREAS

1. Practice areas, including practice nets, to be closed unless safe sanitizing practices can be guaranteed.
2. The following practices will be a necessity: wash range balls regularly, remove benches/seating and club cleaning facilities, control availability on the range, ensure three- to five-metres spaces between bays, sanitize range buckets after every use and use own towel.

BEFORE THE ROUND

BOOKINGS

(Refer to the GolfRSA Risk Mitigation Guidelines)

- Clubs/facilities to organise a system of booking and allocation of tee times that ensures the safety of staff and golfers.
- The maximum number of golfers in a group per tee time to be confirmed by the club/facility and must be in accordance with the GolfRSA general guidelines and any government requirements.

ARRIVAL AND WAITING TO PLAY

(Refer to the GolfRSA Risk Mitigation Guidelines)

- The clubhouse/facility (ie. halfway house, restaurant, conference/meeting facilities) may open, subject to compliance with the relevant government gazetted regulations.
- Locker rooms will be closed. Limited essential access (for example to use the toilets) may be allowed.
- Clubs/facilities to communicate in advance with golfers to advise on physical distancing requirements that are being applied on arrival at the club/facility, for example not leaving cars until a certain time before their tee time.
- Clubs/facilities to have procedures in place to ensure physical distancing requirements in the area of the professional's shop or starter's building in advance of golfers teeing off.
- Trolleys, carts or other items available for hire, on condition of using safe sanitising practices.
- Facilities to have procedures in place for the practice putting green, for example giving priority of use to the players in the next group due to tee off, remove cups, or using a method of inserting the hole liner to be used that means that all of the ball does not fall below the surface of the putting green and can be easily retrieved.
- Good practice for golfers to carry hand sanitizers with them and refrain from touching their faces.

DURING THE ROUND

Golfers should keep a minimum of 3m apart, and 5m apart during windy conditions (>24km/h).

TEEING AREAS

- Remind golfers to keep 3m apart at teeing areas.

GENERAL

- Remind golfers to stay more than 3m apart when walking, searching for a ball or playing shots.
- Remind golfers not to touch stray balls.
- No sharing of scorecards. Electronic scoring is preferred.

BUNKERS

- With no rakes allowed on the course, remind golfers to make their very best efforts to smooth the sand using their club and/or their feet.

PUTTING GREEN

- Remind golfers to keep 3m apart on the putting greens and not to touch the flagstick and always only handle their own equipment such as clubs and balls.

AFTER THE ROUND

- Score entry by the golfer using HNA App and not done at the club. When the round is completed, there shall be no gatherings around the clubhouse area.
- Sanitize or return rental equipment for sanitizing.

RULES OF GOLF RELATED MATTERS

The R&A released Covid-19 Guidance on Rules of Golf on 29 June 2020. As such, GolfRSA has implemented amendments to the Covid-19 Rules of Golf.

Note: If a committee follows any of the options contained in this guidance, the competition is being played under the Rules of Golf. Modifications to the Rules of Golf during Covid-19 are also for handicap purposes.

Until further notice, the following provisions are considered acceptable on a temporary basis:

FORMS OF PLAY AND SCORING

1. Amateur Competitions may be played, provided players do not have to travel across provincial borders, there are no spectators or prizegivings and all other Risk Mitigation requirements are in place.
2. In competitive stroke play or match play, a method of scoring needs to be used that does not require handling/exchanging of scorecards. (Use HNA App or alternative means for electronic score submission, including the use of scoring devices, which if used shall be sanitized before and after use by the player.)

3. For competitive rounds, committees may allow methods of scoring in stroke play and match play that do not comply with Rule 3.3b, or do not comply with normal methods used under Rule 3.3b. For example:

- Players may enter their own scores on the scorecard (it is not necessary for a marker to do it).
- It is not necessary to have a marker physically certify the player's hole scores, but some form of verbal certification should take place.
- It is not necessary to physically return a scorecard to the club.

BUNKERS

- Should clubs not deploy an assigned individual per hole to rake bunkers, they can declare bunkers "waste areas" that are raked each morning and encourage members to smooth with their foot/club.
- Committees may elect to adopt the Local Rule below:

MODEL LOCAL RULE FOR BUNKERS

When a player's ball lies in a bunker, the player may take free relief once, by placing the original ball or another ball and playing from the relief area.

Reference Point: Spot of the original ball.

Size of the Relief Area: One club length, but must not be closer to the hole and must remain in the bunker.

FLAGSTICK

- Golfers are required to leave the flagstick in the hole and not touch it. It is a matter for the committee to decide whether it establishes this policy by way of a Code of Conduct or Local Rule, and whether it provides a penalty under the Code of Conduct or for a breach of the Local Rule.
- Where necessary, players are permitted to centre the flagstick in a safe manner.
- As a temporary provision, for the purpose of player safety, flagsticks that do not meet the specifications in Part 8 of the Equipment Rules, can be used.

HOLE AND 'HOLED'

- The hole liner (or 'cup') is to be set in a way that all of the ball cannot be below the surface of the putting green, so the ball is considered holed if any part of it is below the surface of the putting green.
- To minimise the need to lift the ball from the hole, it is recommended that the Most Likely Score (MLS) Rule, Rule 3.3 of the Rules of Handicapping, be applied. This does not prevent a player in match play conceding a stroke that is outside this length or allowing a player to putt out should they elect to do so.

NOTE: Treating a ball as "holed" when it has bounced out of a hole (eg: when it has bounced off the flagstick, a tray attached to a flagstick or the hole liner) is not in accordance with the Covid-19 Rules of Golf.



RESULTS

SAT 11 JULY 2020

IPS

1	Gerhard Beukman	37
2	Willie badenhorst	36
3	Andre v d Merwe	33
4	Brian Du Toit	32

SAT 18 JULY 2020

IPS

1	Gert Griessel	41
2	Alvin Bowles	37 c/o
3	Bill Lusk	37 c/o
4	Pieter Coetzee JNR	37 c/o
5	Peter Wilson	37 c/o

SUN 12 JULY 2020

ECLECTIC

1	Hughy Victor	22
2	Ian Mctiffin	20 c/o
3	Barry Robinson	20

SUN 19 JULY 2020

IPS

1	Marc fresco	36 c/o
2	Barry Robinson	36 c/o
3	Justin Futter	36 c/o
4	Gavin Moodaley	34 c/o

WED 15 JULY 2020

BONUS BOGEY

1	Johan Schaefer	+4
2	Thoft Soga	+3
3	Paddy Conway	+2 c/o
4	Peter Wilson	+2
5	Peter Jessop	+1 c/o

WED 22 JULY 2020

BETTERBALL

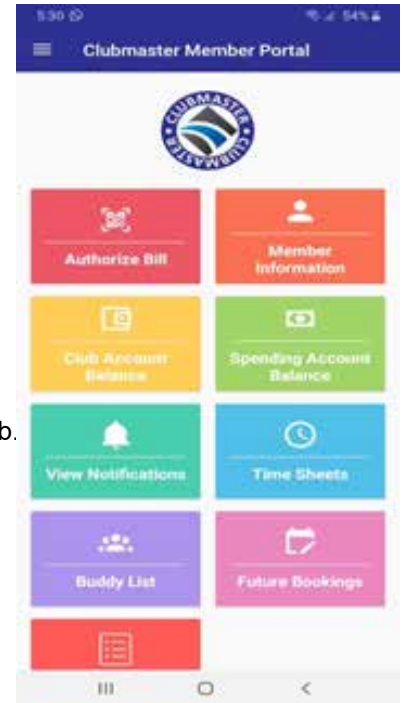
1	Bernie Saayman / Alfie Blume	47 c/o
2	Henry Upton / Norma Gordon	47
3	Peter Wilson / Philip Nel	44

INSTALLING CLUBMASTER

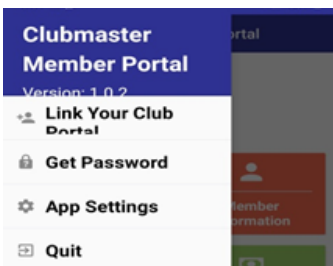
1. Go to the Google Play Store or App Store.
2. Search for “clubmaster” and click on Clubmaster Members Portal.



3. Install and open the App, it should look like the image to the right.
4. Click on the menu icon (three lines) in the top left hand corner and click "Get "Password".
5. Click on the dropdown below "Select Golf Club", scroll down and select Walmer Golf Club. In the Username Slot, enter your ID number and click "Send Me My Password"



6. Your password will be sent to the email address you currently have registered with the club. The email will contain your username and password.
7. Go back to the main page and once again click the menu icon (three lines) in the top left hand corner and this time click on "Link Your Club Portal".



8. Click on the dropdown below "Select Golf Club", scroll down and select Walmer Golf Club. Enter your username, being your ID number, and the password received via email. Click Register and you should receive a message confirming the successful registration. You will now be able to access online bookings and view your club accounts.



Should you have any problems, please do not hesitate to ask any one of the Pro Shop staff for assistance

SPONSORS

We would like to thank our loyal sponsors for their ongoing support especially through this trying time.



PORT ELIZABETH OFFICE  PAM GOLDING PROPERTIES
041 373 9955 • pamgolding.co.za/port-elizabeth




AGENTS
ON THE
BALL

For more property-related advice, give us a call. We sell all sizes, all areas, all prices.
Justin Kreusch 082 879 2861 Ian Olivier 083 650 2912

Our services are a 12 on the stimpmeter



 NASHUA
saving you time, saving you money, putting you first.

SUPPORT LOCAL

SUPPORT OUR MEMBERS

In an attempt to assist our members who own small businesses, we are putting together a database of these businesses to send out with our newsletters. This is only the start of our database, if you would like us to include your business, please email your advert to Debbie at manager@walmorgolfestate.co.za



The Party Popper introduces Party in a Box

Just because your Friends can't join, does not mean we cannot celebrate! Box includes:

- Themed Piñata
- Balloon garland
- Foil number
- Party poppers
- Candles

Contact Kelli for orders
084 607 6928



CHARLO SHOPPING CENTRE
FOR ORDERS
Phone 041 368 1898
Collect in the Car park



**TILING & FLOORING
MADE EASY**



CLIFFHANGER

Contact
Gerry 0828932871
Shani 0793361545
Gerrybick@telkomsa.net

Samples brought to you safely.



P.U.R.E SANITISING POD
WALK THROUGH SANITISING BOOTH



Pods can either be purchased or rented monthly through P.U.R.E with ongoing access to wholesale disinfection products and technical support

CONTACT US for a Quotation

Email: puresanitisingproducts@gmail.com

Tel: 073 12 12 781 (South Africa)
082 55 71 894 (South Africa)

For more info visit the website www.purewholesaleproducts.com

SUPPORT LOCAL

QUALITY SERVICE FOR ALL

WE HAVE YOUR ROOF COVERED

- ✓ New Roofs
- ✓ Roof tile underlay
- ✓ Barge/Fascia
- ✓ Rubber waterproofing
- ✓ Painting Projects

THINKING ROOFING OR PAINTING?

FREE QUOTES

ABOUT US
Reliable Roofing is a roofing and painting company based in Port Elizabeth. We have over 10 years of experience and professional services to be of durable and commercial build.

OUR SERVICES
Roofing: Roofing of all types for a central line pricing. We service driveways, awnings, carports, garages, balconies, pergolas, and family homes.

CONTACT US : 083 651 3420/ 083 990 2431
reliableroofingpe4@gmail.com

AcuTrade
"Simply Better"

Our mobile walkthrough sanitizing station is lightweight and 100% rust proof. It comes with a non-slip, wheelchair friendly floor and can be customised to meet any clients requirements. The cost per person for sanitization is approximately 10c using our non toxic, child friendly, organic sanitizer.

15% off for any members, or member referrals

Contact Ryan on 082 871 3822

To Dine For Catering

"IS OFFERING DELICIOUS HOME COOKED MEALS - DELIVERED"

Non-Contact Deliveries - Tuesdays / Thursdays
Orders to be sent & paid 48 hours in advance - Strictly EFT / No Cash
Please email or WhatsApp your Order 082 552 4605 / debbie@todinefor.co.za
Strict hygiene measures will be followed in all preparation and delivery
Delivery Cost @ R20 (Port Elizabeth Area)

FRESHLY HOME-MADE MEALS ON ORDER (FREEZER READY)
We only use FRESH ingredients in all our meals

MEAL DESCRIPTION	2 servings	4-6 servings	500ml Tub
Mac & Cheese With Bacon, Mushrooms & Bell Peppers	R60	R120	-
Wet Masala Beef Curry & Rice	-	-	R55
Beef Lasagne	R70	R140	-
Creamy Chicken Pie With Peppers & Mushrooms	R70	R140	-
Butternut Soup	-	-	R45
Slow Cooked Lamb Stew Infused With Fresh Rosemary Served With Rice	-	-	R65
Creamy Alfredo Pasta	-	-	R45
Traditional Babotie served with Yellow Rice	R70	R140	-
Creamy Chicken a la King served on Fluffy Rice	-	-	R50

Add On @ R35 for 2 Servings:

- Caramelized Butternut
- Creamed Spinach
- Coil/Broc Smothered With Cheese Sauce
- Creamy Herbed Mash
- Malva Pudding Served with Custard (Sngl Portion) R30
- 12 x Muffins (Savory / Cappuccino / Vanilla-Orange-Cheese) R140

Mac & Cheese

Lamb Stew

Beef Curry

Babotie & Rice

Junior Golf Lessons

Contact us on nbgolfacademy@gmail.com or call
Nic on 083 534 0308

TSITSIKAMMA BLUEGUM BRAAI WOOD

@ R15 per bag
FREE DELIVERY

Contact: **Debbie Lerm**
083 400 0199